

New Online/Mobile Banking Members: Please follow the below directions to enroll in the program.

- 1) Go to the Login button on www.firstchoiceamericacu.org

Click on the Enroll in Online banking Link –

Log In

User ID

[Forgot user ID?](#)

Password

[Forgot password?](#)

First time user? [Enroll in online banking](#)

NCUA
Copyright 2021 First Choice America FCU. All Rights Reserved. Terms and Conditions

To enroll in online banking, please click on online banking from the First Choice America FCU website.

The log in screen will appear.

Please click on Enroll in Online Banking at the bottom of the gray box.

- 2) Fill out the fields for enrollment

Enroll In Online Banking

Enrolling in online banking is easy and takes just a few minutes.

Member ID

SSN

Date of Birth

Zip Code

I am not a robot.

To enroll in online banking, please enter your Member ID (account number), your Social Security Number, your Date of Birth and your Zip Code.

Please confirm that you are not a robot by clicking in the box, then click on the Enroll box.

3) Accept the Terms and Conditions

FIRST CHOICE AMERICA
COMMUNITY FEDERAL CREDIT UNION

Accept Terms And Conditions

Agreement: This Agreement, together with the Enrollment Application and Fee Schedule, is a contract that establishes the rules that cover your electronic access to your accounts at First Choice America Community Federal Credit Union ("CREDIT UNION") through First Choice America Online and BillPayer. By using First Choice America Online and BillPayer, you accept all the terms and conditions of this Agreement. Please read it carefully.

The terms and conditions of the deposit agreements and disclosures for each of your CREDIT UNION accounts, as well as your other agreements with CREDIT UNION such as loans, continue to apply notwithstanding anything to the contrary in this Agreement.

This Agreement is also subject to applicable federal laws and the laws of the State of West Virginia (except to the extent this Agreement can and does vary such rules or laws). If any provision of this Agreement is found to be unenforceable according to its terms, all remaining provisions will continue in full force and effect. The headings in this Agreement are for convenience or reference only and will not govern the interpretation of the provisions. Any waiver (express or implied) by either party or any default or breach of this Agreement must be in writing and shall not constitute a waiver of any other or subsequent default or breach. You may not assign this Agreement. This Agreement is binding upon your heirs and CREDIT UNION'S successors and assigns. Certain of the obligations of the parties pursuant to this Agreement that by their nature would continue beyond the termination, cancellation, or expiration of

I have read and accept the terms and conditions.

Review the terms and conditions for the new online banking program. When finished reading the terms and conditions, please click the box that states "I have read and accept the terms and conditions."

Please click the Continue button.

3) Create a User ID and New Password

FIRST CHOICE AMERICA
COMMUNITY FEDERAL CREDIT UNION

Enroll In Online Banking

Enrolling in online banking is easy and takes just a few minutes.

User ID

New Password

Confirm New Password

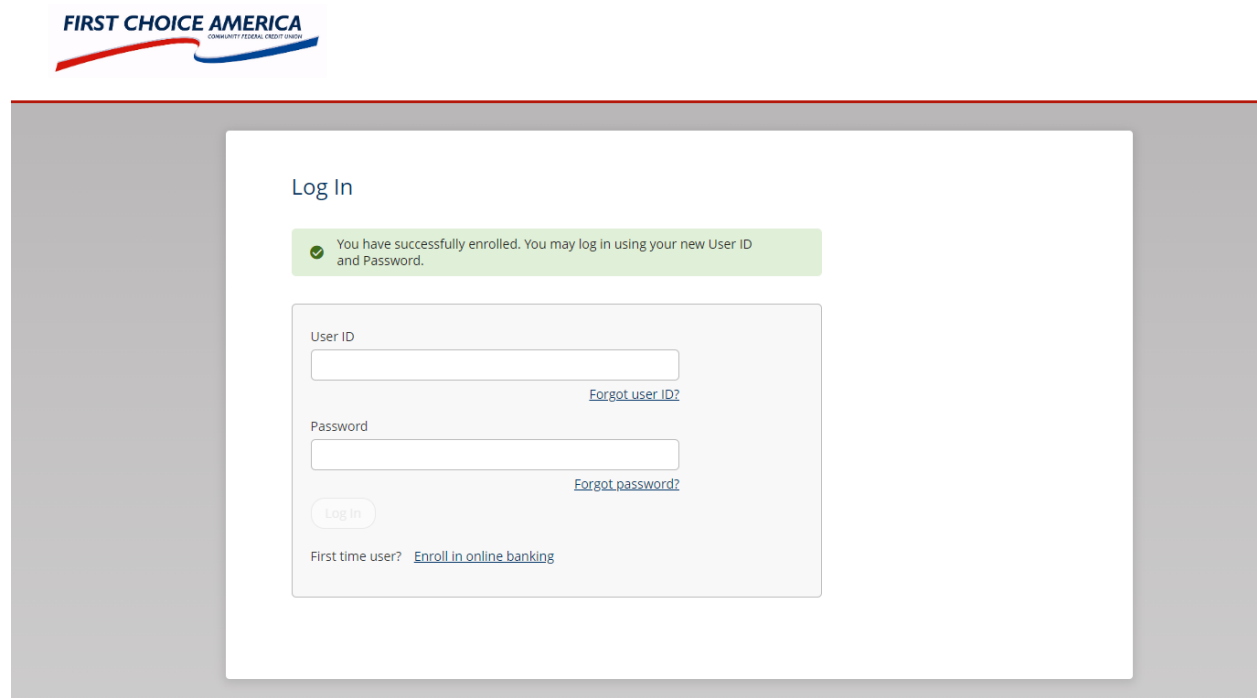
You will be required to enter a User ID - User ID must be 6 characters-

In the second box, you will need to enter your new password. In the third box, you will need to confirm your new password. –

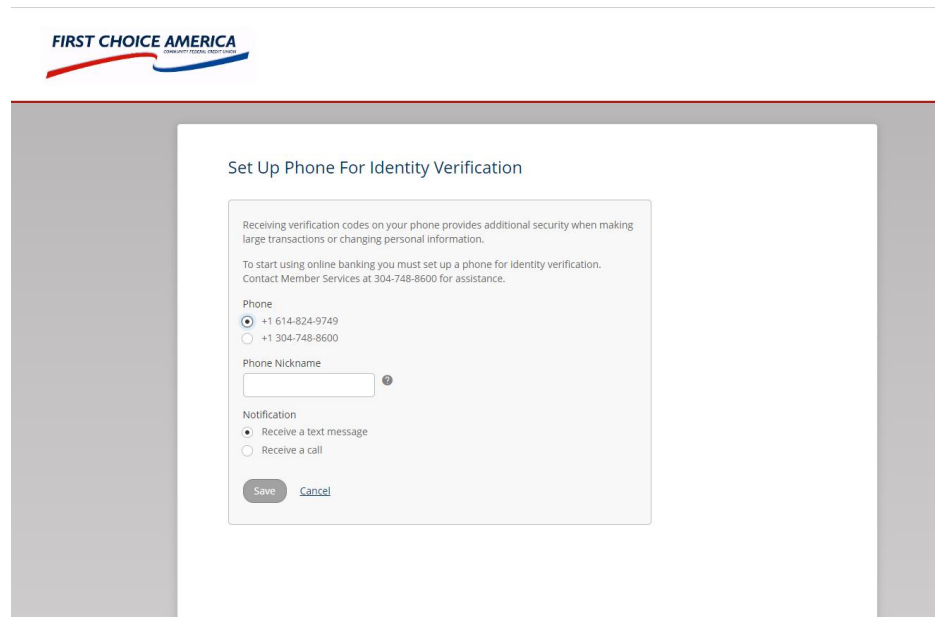
Note: Passwords 9 – 32 (one upper and one lower case, one number, and one special character

Please click Save to move to the next screen.

4) After you have successfully enrolled you will get the following screen.
You will have to log in again with the newly created user id and password.



5) Set Up Phone For Identity Verification

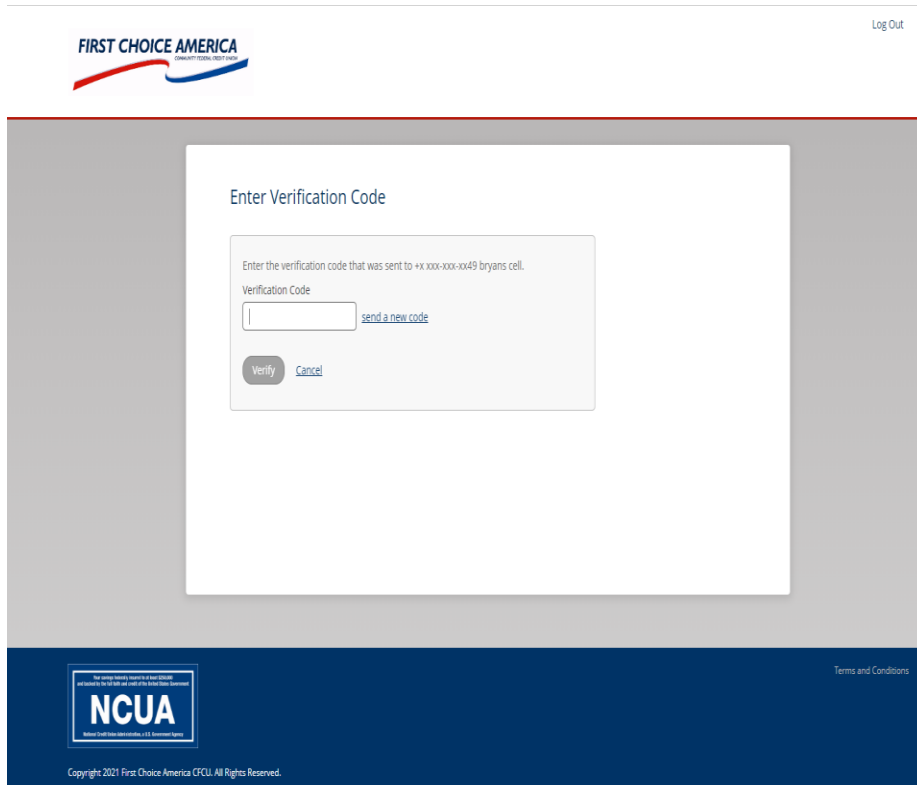


You will need to set up your phone for identity verification.

Please add a nickname for your phone and select the option for verification, either text message or a phone call.

Then click Save to move to the next step.

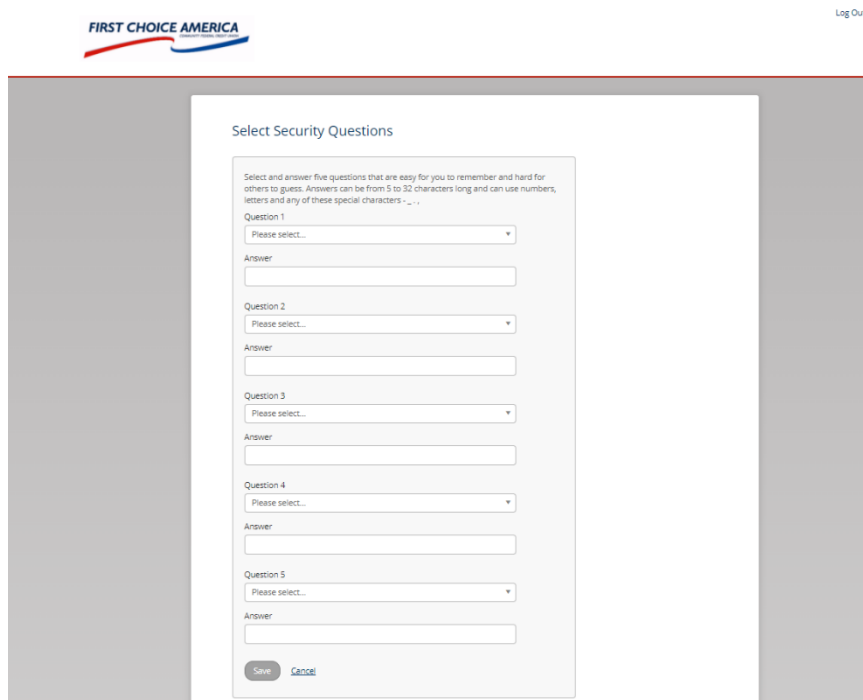
6) Validate your code with the OTP (One Time Passcode) or Phone Number feature



When you have received a phone call or text message with your verification code, please enter the code.

Click the Verify button and you will be taken to the online banking main screen where you will see your account information

7) Select (5) Security Questions and Provide Answers



For your security, you will need to choose five security questions and provide answers.

When logging in from an unidentified device, you will be required to answer security questions.

Click Save